

Carbon Monoxide Gas Sensor

(2 Electrode Sensor)

Product Data Sheet
Model #SS2128_B

2023. Ver 1.1

Applications

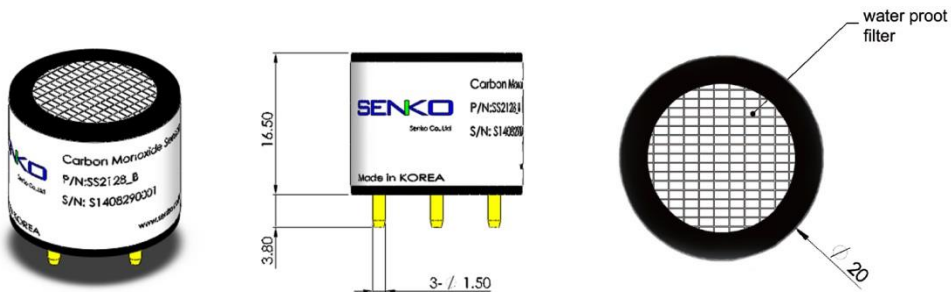
- Ideal for portable instrument
- Industry safety (ambient air monitoring applications)
- Residential CO alarms
- Fire alarms
- Etc.



Specifications

Performance Characteristics	
Output Signal	60±20 nA / ppm
Typical Baseline Range (pure air)	≤ ±2 ppm CO equivalent
Filter Capacity	≥ 20,000 ppm hours
T90 Response Time	<20 seconds
Measurement Range	0-1,000 ppm
Maximum Overload	2,000 ppm
Linearity	Linear up to 2,000 ppm
Repeatability	≤ ±2 ppm CO equivalent
Recommended Load Resistor	10 ohms
Resolution (Electronics Dependent)	≤ 0.5 ppm typical
Environmental	
Temperature Range Continuous	-20°C to +50°C
Pressure Range	800 to 1200 mbar
Operating Humidity Range	15% to 90% Rh
Life Time	
Long Term Output Drift	≤ 5% per annum
Recommended Storage Temp	0°C to 20°C
Expected Operating Life	≥ 24 months in air
Standard Warranty	24 months from date of dispatch
Intrinsic Safety Data	
Maximum at 10,000ppm	80mA
Maximum o/c Voltage	<1.0V
Maximum s/c Current	<1.0A

Dimension



Due to ongoing research and product improvement, specifications are subject to change without notice

Carbon Monoxide Gas Sensor

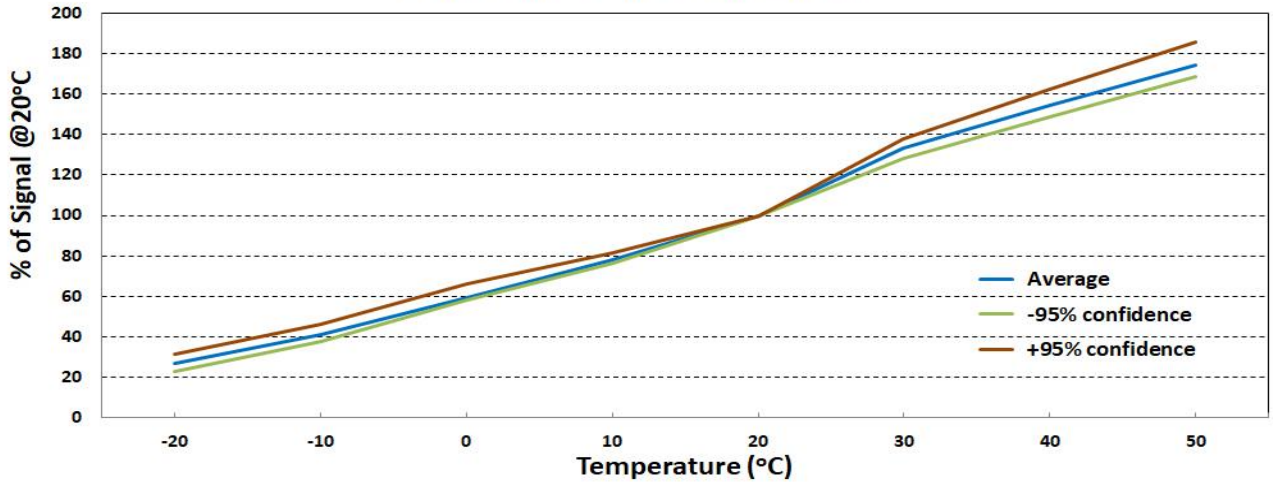
(2 Electrode Sensor)

Product Data Sheet
Model #SS2128_B

2023. Ver 1.1

Temperature effects

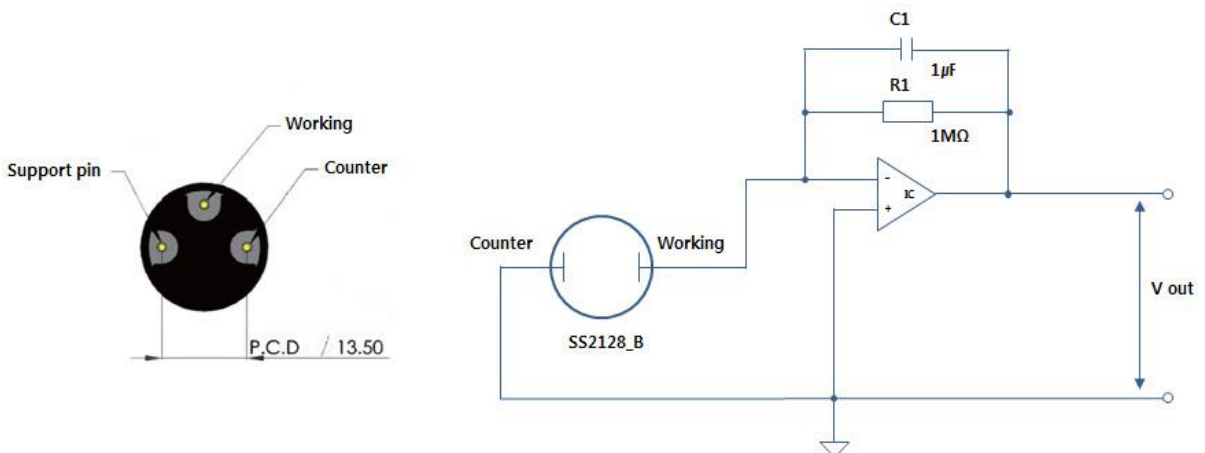
Output Temperature coefficient Data



Cross sensitivity

Gas	Concentration [ppm]	Reading [ppm]
Carbon Monoxide	100	100
Hydrogen	100	<10
Hydrogen Sulfide	15	<5
Sulfur Dioxide	10	0
Nitric Oxide	35	<15
Nitrogen Dioxide	20	0

Standard operating circuit



Due to ongoing research and product improvement, specifications are subject to change without notice